

PRELIMINARY OWNER'S MANUAL



TRUE RIBBON EARFIELD MONITOR

www.raalrequisite.com

RAAL-requisite Europe

Aleksandar Radisavljevic
alex@raalrequisite.com
Tel: +381 64 144 1111

Djordja Simeonovica 4
19000 Zajecar
Serbia

RAAL-requisite U.S.A.

Danny McKinney
danny@raalrequisite.com
Tel: 818-437-0779

2175 Goodyear Avenue
Suite 110
Ventura, California 93003

INTRODUCTION



Your SR1a *Earfield* Monitor is the result of nearly a decade of reimagining and reinventing the headphone, as we have always known it.

Designed to be a full-range Mix and Mastering monitor that could eliminate the acoustical anomalies and variables, experienced in typical far-field and near-field monitoring environments.

For this task, it was realized that no existing driver could perform this function without typical headphone solutions of sealed chambers and acoustic resistance, defeating the concept of a full-range *EARFIELD MONITOR* entirely.

With it's totally open design and highly advanced ribbon technology, the SR1a Earfield Monitor represents an entirely new generation of listening and studio monitoring.

All parameters considered, we believe the SR1a to be the truest reproduction of musical and artistic intention, available at this time.

We sincerely appreciate your trust in our work, as evidenced by your purchase, and hope you will benefit by a lifetime of beautiful music and joyful ownership.

Happy Listening,
Alex Radisavljevic
Danny McKinney

RAAL  requisite

What's In The Box

- (1) SR1a Earfield Monitor
- (1) Amp/Ribbon Interface
- (1) Cable - Headphone to Interface
- (2) Red Banana Cables - Interface to Amplifier (L+/R+)
- (2) Black Banana Cables - Interface to Amplifier (L-/R-)
- (1) Flight Case - Water Proof - Foam Padded

Amplifier Requirements

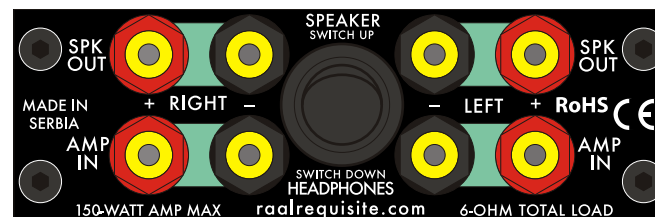
Your SR1a Earfield Monitor requires an outboard amplifier with a minimum of 100-watts RMS. Amplifiers of 200-500 watts RMS are also suitable and even preferred but, care must be given to not overdrive the ribbon.

When overdriving the ribbon, you'll notice a slapping sound, caused by the ribbon reaching its excursion limits. For this to occur, volume level will be very high with bass heavy content.

In general - Better the amp, Better the sound.

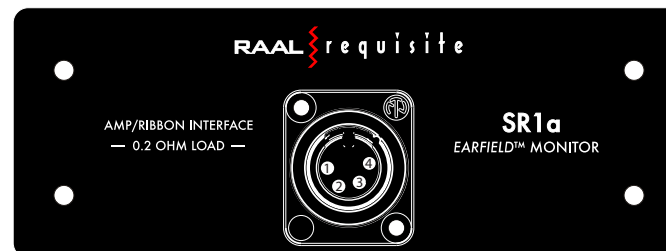


Audio Connections



Rear View of Amp/Ribbon Interface

The rear panel binding posts of the Amp/Ribbon Interface connect to the speaker outputs of your amplifier (bottom row) and to your speakers (top row). With this connection, you can select between speakers and SR1a headphones, using the rear panel switch.

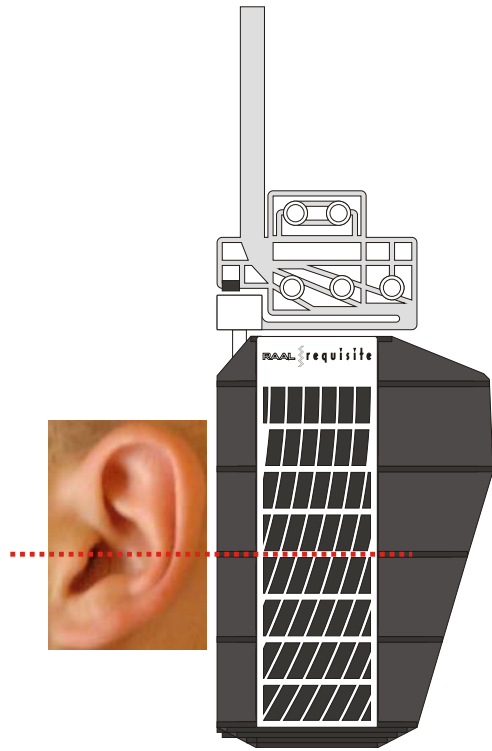


Front View of Amp /Ribbon Interface

The front panel, 4-pin MALE/XLR, is for connection to the SR1a, using the (1) FM/XLR to TRRS/TRRS cable (provided).

XLR is "gender-reversed" to prevent conventional headphone amps from being used, with the SR1a, due to the 0.2-ohm load presented to the amplifier by the ribbons.

SR1a Vertical Positioning




The ear canal should be at the vertical center of the left and right ribbon.

Adjustments can be made via the leather headband.

For Camber and Lateral Force adjustments, please refer to our video "SR1a Fitting Adjustments". This can be found on our website, under "support" and on YouTube.

SR1a Horizontal Positioning



For initial horizontal positioning, we suggest starting with the inner grill to be about 1/4" from the edge of your outer ear. This position is good for most recordings.

You are encouraged to experiment with wider horizontal positioning especially with orchestral and acoustic music.

Limited 5-Year Warranty

RAAL-requisite warrants its products to be free from defects in material and workmanship under normal use and service for a period of five (5) years from the date of delivery.

This warranty is only made to the original purchaser and is not transferable. In the event of failure of a product under this warranty, RAAL-requisite will repair, at no charge, the product returned to its factory. RAAL-requisite may, at its option, replace the product in lieu of repair. If the failure has been caused by misuse, neglect, accident or abnormal operating conditions, repairs will be billed at the normal shop rate. In such cases, an estimate will be submitted before work is started, if requested by the customer.

ALL OTHER WARRANTIES ARE HEREBY DISCLAIMED.

This warranty does not cover:

1. normal wear and tear or normal aging of the product;
2. cosmetic damage, including but not limited to scratches and dents;
3. damage through accident, abuse, neglect, misuse, natural events, or other external causes;
4. damage through misapplication, overloading, or improper useage;
5. damage due to improper maintenance and repair;
6. damage as a result from the shipping and handling by third parties; or
7. product alterations.

Limitation of Liability:

EXCEPT AS PROVIDED IN THIS WARRANTY AND TO THE MAXIMUM EXTENT PERMITTED BY LAW, RAAL-REQUISITE IS NOT RESPONSIBLE FOR ANY DIRECT, INCIDENTAL OR CONSEQUENTIAL DAMAGES OR INJURIES RESULTING FROM ANY BREACH OF WARRANTY OR CONDITION, INCLUDING BUT NOT LIMITED TO LOSS OF USE; LOSS OF REVENUE; LOSS OF ACTUAL OR ANTICIPATED PROFITS; LOSS OF BUSINESS; LOSS OF OPPORTUNITY; LOSS OF GOODWILL; LOSS OF REPUTATION; OR ANY DIRECT OR INDIRECT OR CONSEQUENTIAL LOSS OR DAMAGE WHATSOEVER CAUSED INCLUDING THE REPLACEMENT OF EQUIPMENT AND PROPERTY.



Limited 5-year Warranty cont...

Customer Responsibilities:

Customers may be required to provide proof of purchase date, respond to questions designed to assist with diagnosing potential issues and follow RAAL-requisite's directions to make a claim on your warranty. DO NOT OPEN THE PRODUCT. OPENING THE PRODUCT MAY VOID YOUR WARRANTY. To make a warranty claim:

1. Contact us either through:

phone: (818) 437-0779

email: danny@raalrequisite.com

office: 2175 Goodyear Ave, STE 110. Ventura CA. 93003-7761

RAAL-requisite's Responsibilities:

1. We will try to assist you in operating or repairing your product.
2. If we determine a replacement part is necessary, we will send you a free replacement part.
3. If we determine a replacement will not resolve your problem, we may ask you to return your product to our warehouse. Upon receiving the product at our warehouse, RAAL-requisite will inspect the product.
4. If we determine that the product has a manufacturing defect we will send you a replacement part. If replacement of the part or repair of the unit is not possible, RAAL-requisite will send you a replacement product.
5. Customers who purchased the product from a third-party vendor are not eligible for a refund from RAAL-requisite.

RAAL-REQUISITE SHALL HAVE THE EXCLUSIVE RIGHT TO DETERMINE IF A UNIT IS COVERED UNDER ITS WARRANTY POLICY. Severability:

The invalidity, illegality or unenforceability of any provision of this warranty shall not render the other provisions invalid, illegal or unenforceable.

Governing Law and Jurisdiction:

This warranty shall be governed by the laws of the State of California. The courts of California shall have the exclusive right to adjudicate any disputes arising under or in connection to this warranty.

